





# Medical Education

## Diversity, Equity, & Inclusion (DEI) 4-Year Trends

		AY- 2018-2019	AY- 2019-2020	AY- 2020-2021	AY- 2021-2022
<b>Gender</b>					
	Female	70%	71%	71%	71%
	Male	30%	29%	29%	29%
<b>Background</b>					
	Rural Residential	9%	7%	9%	12%
	Disadvantaged	9%	10%	14%	17%
<b>Ethnicity</b>					
	Hisp/Latino	50%	49%	55%	56%
	Non-Hisp/Non-Latino	44%	45%	41%	42%
	Not Reported	6%	6%	4%	1%
<b>Race</b>					
	White	59%	62%	63%	78%
	Asian	17%	16%	11%	12%
	Black/ AA	4%	7%	5%	6%
	AI/AN	1%	2%	1%	2%
	NH or other PI	N/A	N/A	N/A	1%
	Not Reported	17%	16%	16%	1%
	White/Asian	1%	N/A	1%	N/A
	White/Black	1%	N/A	1%	N/A

**Residents and Fellows**