

Important Documentation Reminders for NICU Telehealth Consults

Cardiology
Endocrinology
Gastroenterology

Hematology/Oncology
Infectious Disease
Nephrology

Neurology
Otolaryngology (ENT)

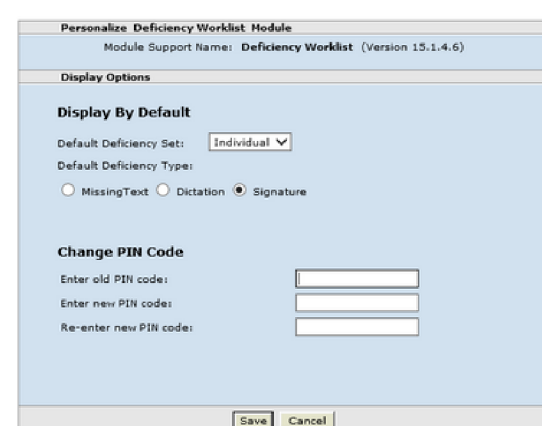
Pulmonary
Urology

When providing virtual consults for HCA Florida Healthcare, you will utilize Meditech and PatientKeeper (PK) to access patient information and document your recommendations. Here are a few important reminders for PatientKeeper.

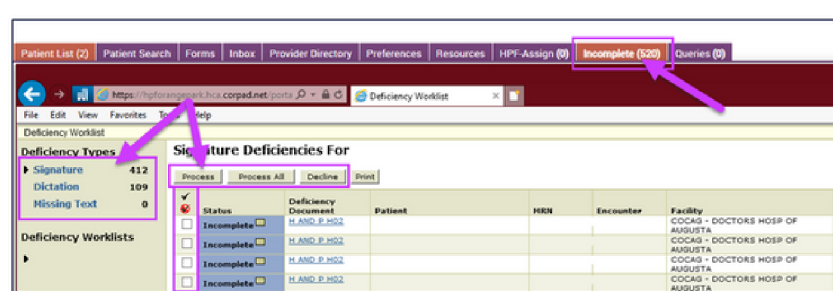
- 1 Our Provider Solutions Specialists will help set up your PK PIN at orientation. If you cannot attend and your PK PIN has not been customized, click on Options.



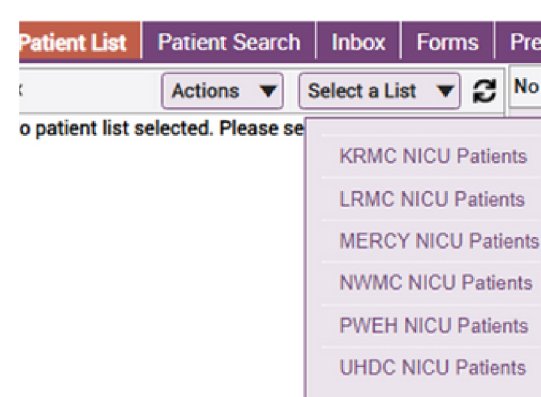
- 2 Enter your old PIN (1234) and your new four-digit PIN.



- 3 Please check your Incomplete Tab every time you log in to PK. The Incompletes tab will alert you of pending medical record items.

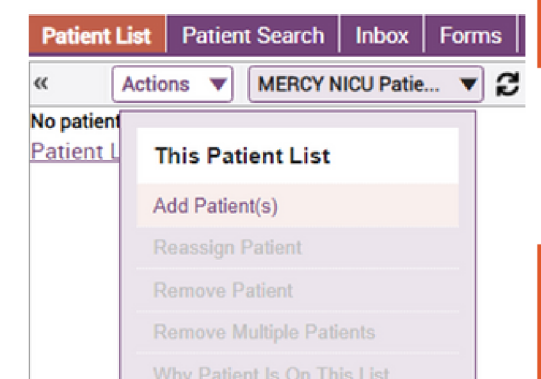


- 4 You will have view-only access to PK. We have created patient lists for each facility. Click on Patient List - then click on the drop-down menu to select the appropriate hospital's NICU Patients List.

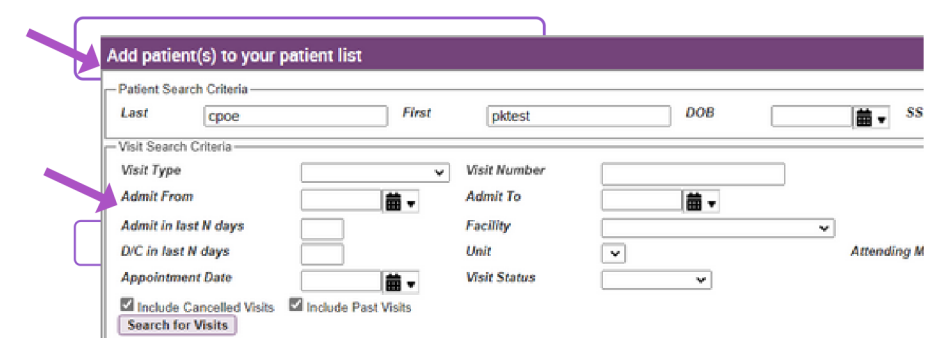


- 5 You can also add a patient to your list.

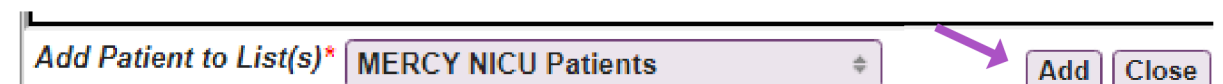
- Select the desired facility NICU Patients List.
- Click on the Actions dropdown menu.
- Select Add Patient(s)



- 6 Enter the patient's name. Ensure past/canceled visits are selected and hit Search for Visits.



- 7 Highlight the patient. Ensure the correct patient list is selected to add the patient to and click Add.



- 8 In addition to your desktop app, you can add PatientKeeper to your mobile devices. For iOS devices - download PatientKeeper from the App store.
 - If prompted, enter the hostname: efdvcpo.e.mobile.medcity.net
 - Log in with your 3-4ID and network password.For Android devices - call the IT Service Desk for assistance.