

Important Documentation Reminders for NICU Telehealth Consults

Cardiology
Endocrinology
Gastroenterology

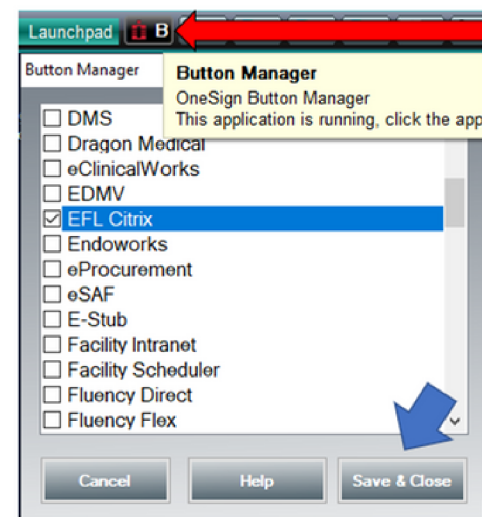
Hematology/Oncology
Infectious Disease
Nephrology

Neurology
Otolaryngology (ENT)

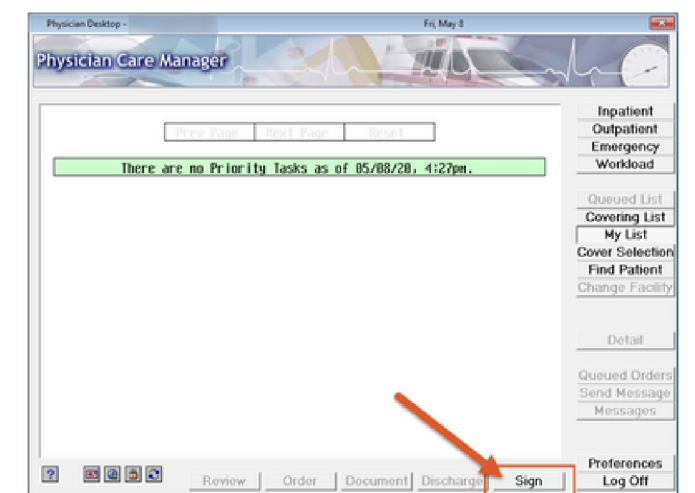
Pulmonary
Urology

When providing virtual consults for HCA Florida Healthcare, you will utilize Meditech and PatientKeeper (PK) to access patient information and document your recommendations.
Here are a few important reminders for Meditech.

- 1** If you could not attend orientation, you will need to click on the Button Manager, then check EFL Citrix, PK Chrome, and PK Edge and hit save to add your Meditech and PK connections.



- 5** Click on the raised Sign button to open the missing documentation.



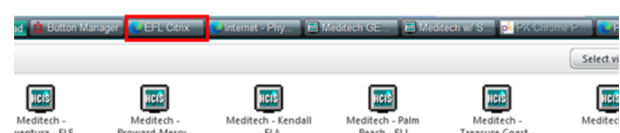
- 2** Please refer to our VDI Meditech Market Guide when locating the hospital.

FLA Market
HCA Florida Kendall Hospital

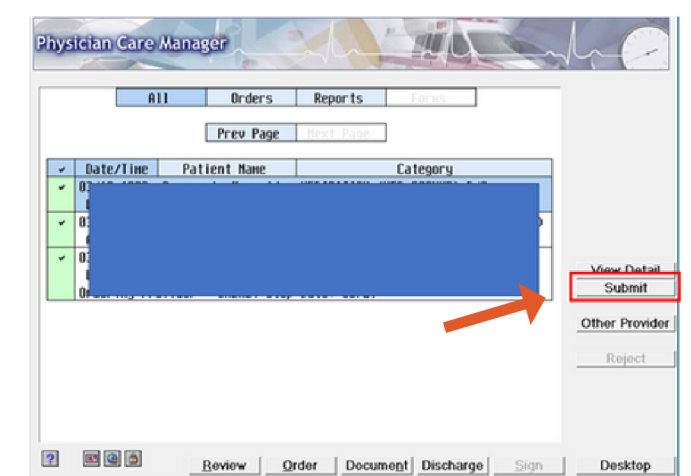
FLJ Market
HCA Florida Palms West Hospital

FLBMIA Market
HCA Florida Mercy Hospital
HCA Florida Northwest Hospital
HCA Florida University Hospital
HCA MIS System: COCMIA

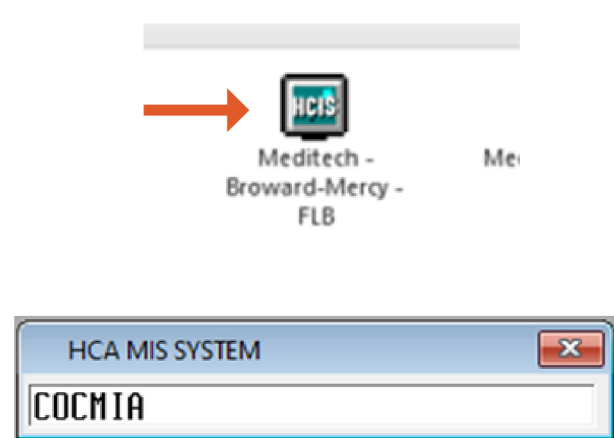
FLK Market
HCA Florida Lawnwood Hospital



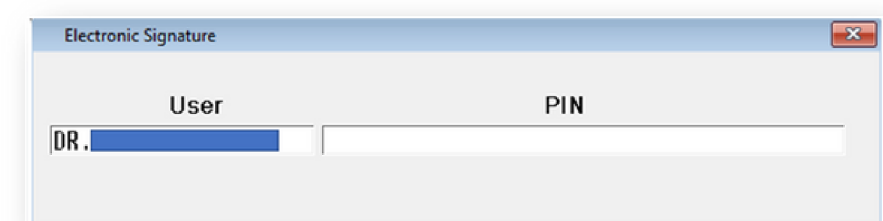
- 6** Select the orders or documents to be signed and click the Submit button.



- 3** When you open the Meditech Market for Broward - Mercy-FLB you will see a popup for HCA MIS System. Please type COCMIA and hit enter.



- 7** Enter your PIN - which serves as your electronic signature.



- 4** Logging in to each Meditech market will trigger a pop-up notification if you have outstanding orders or documentation to complete.

